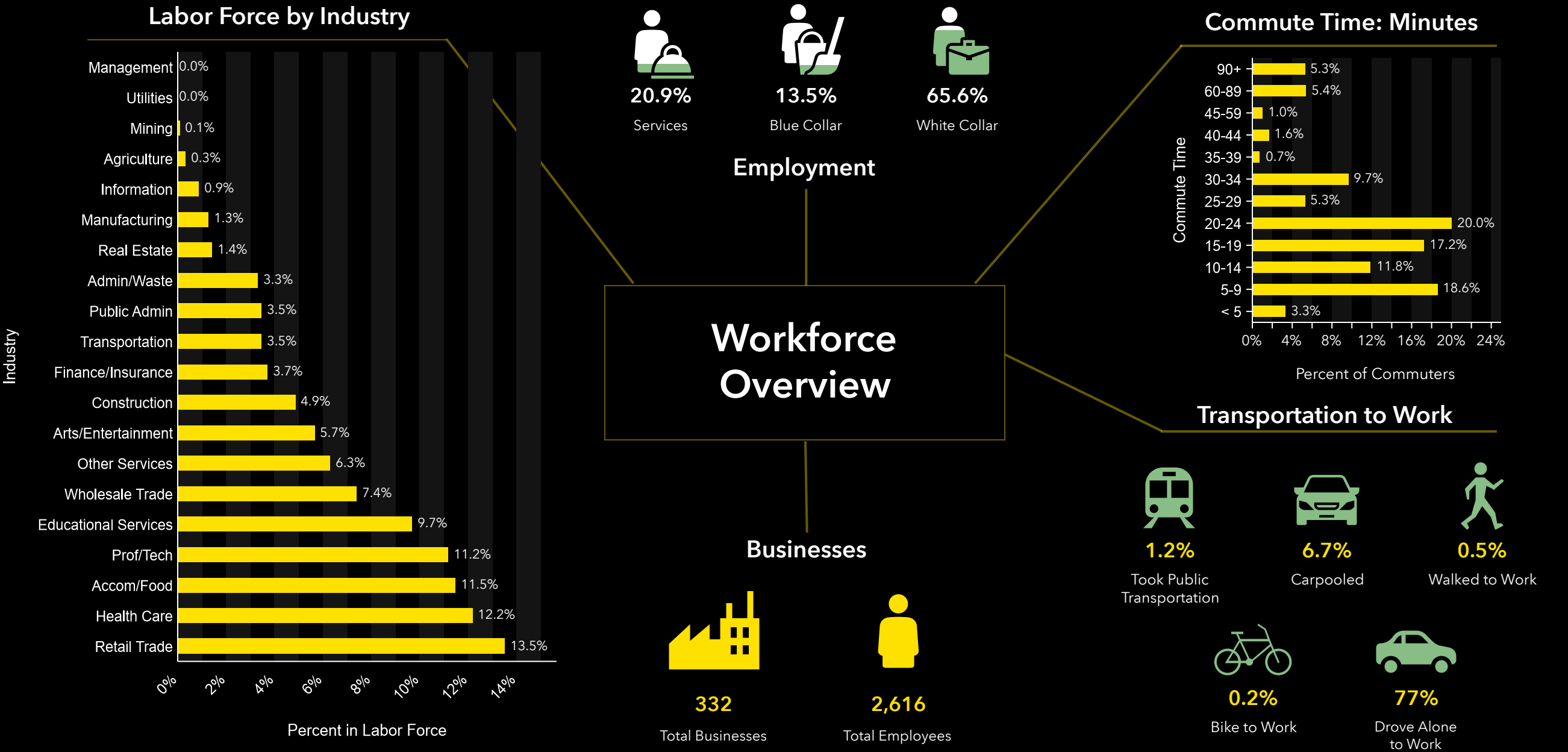


Economic Development Profile

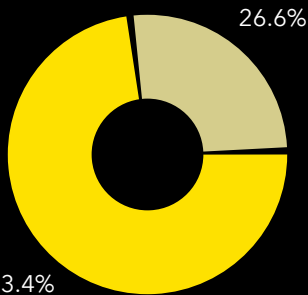
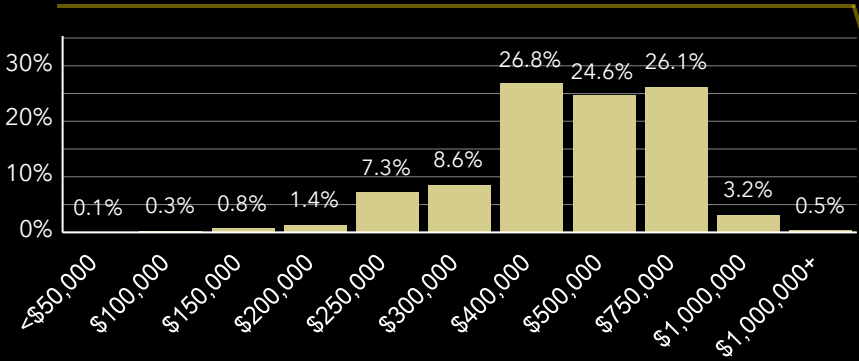
Daytona Beach Shores



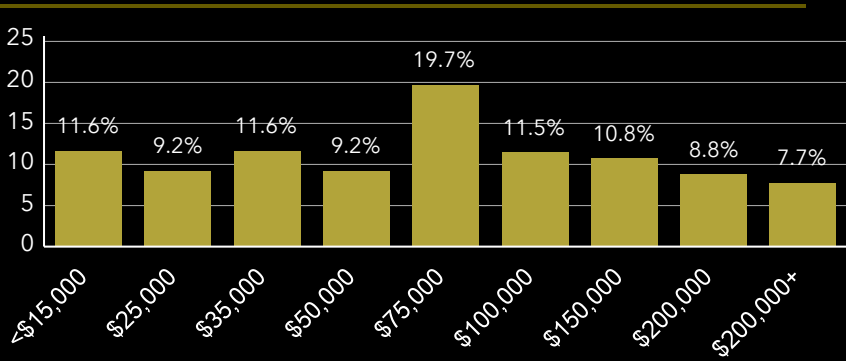
Source: This infographic contains data provided by Esri (2023), Esri-Data Axle (2023), ACS (2017-2021), Esri-U.S. BLS (2023), AGS (2023).

Home Ownership

Home Value

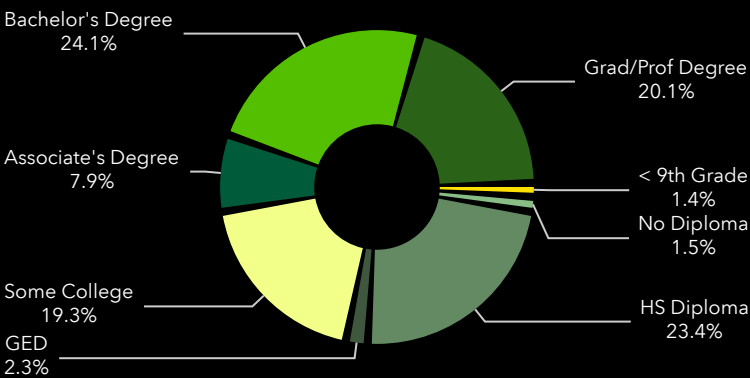


Household Income



Community Overview




Educational Attainment



Key Facts

3,928	56	214
Total Housing Units	Housing Affordability Index	Households Below the Poverty Level
61.7	\$51,103	2,878
Median Age	Median Disposable Income	Total Population
107	30	113
Wealth Index	Diversity Index	Total Crime Index

Tapestry segments

 <div>6E</div>	Rural Resort Dwellers 870 households	53.2% of Households	▼
 <div>9A</div>	Silver and Gold 637 households	38.9% of Households	▼
 <div>9C</div>	The Elders 113 households	6.9% of Households	▼

Source: This infographic contains data provided by Esri (2023), Esri-Data Axle (2023), ACS (2017-2021), Esri-U.S. BLS (2023), AGS (2023).