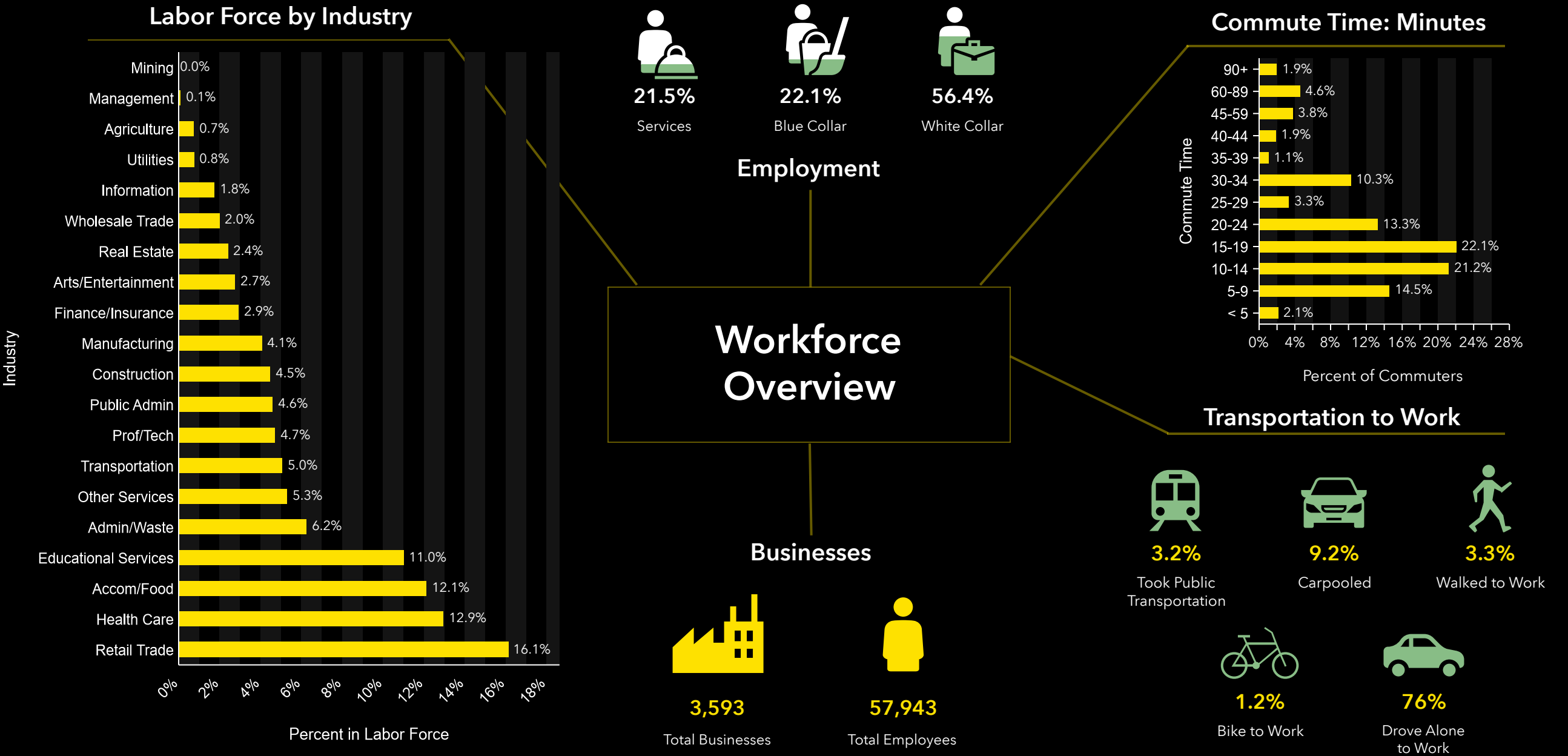


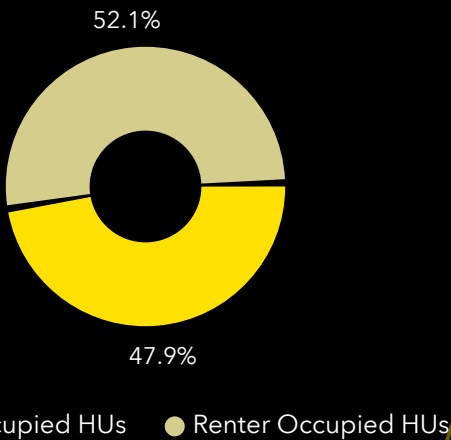
Economic Development Profile

Daytona Beach

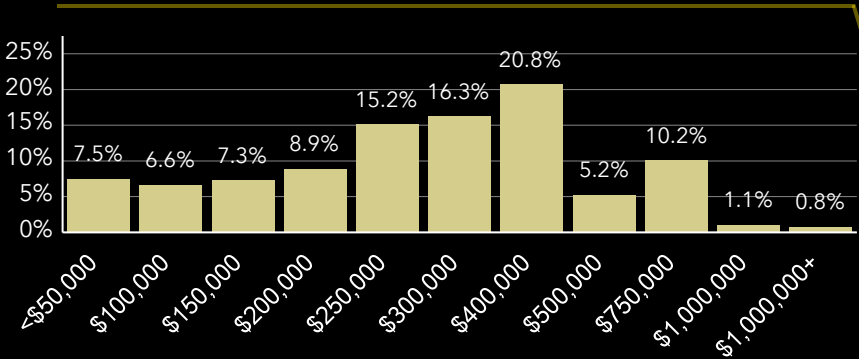


Source: This infographic contains data provided by Esri (2023), Esri-Data Axle (2023), ACS (2017-2021), Esri-U.S. BLS (2023), AGS (2023).

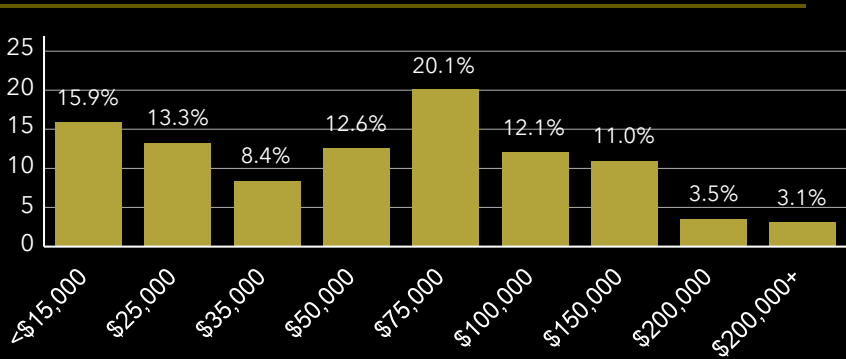
Home Ownership



Home Value

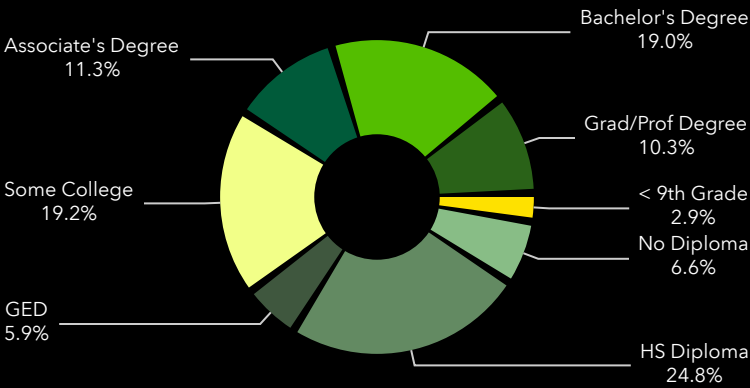


Household Income



Community Overview




Educational Attainment



Key Facts

30,354	75	4,242
Total Housing Units	Housing Affordability Index	Households Below the Poverty Level
39.2	\$41,554	57,283
Median Age	Median Disposable Income	Total Population
54	66	136
Wealth Index	Diversity Index	Total Crime Index

Tapestry segments

 <div>11D</div>	Set to Impress 3,941 households	15.9% of Households	▼
 <div>4A</div>	Workday Drive 2,580 households	10.4% of Households	▼
 <div>8F</div>	Old and Newcomers 2,515 households	10.2% of Households	▼

Source: This infographic contains data provided by Esri (2023), Esri-Data Axle (2023), ACS (2017-2021), Esri-U.S. BLS (2023), AGS (2023).